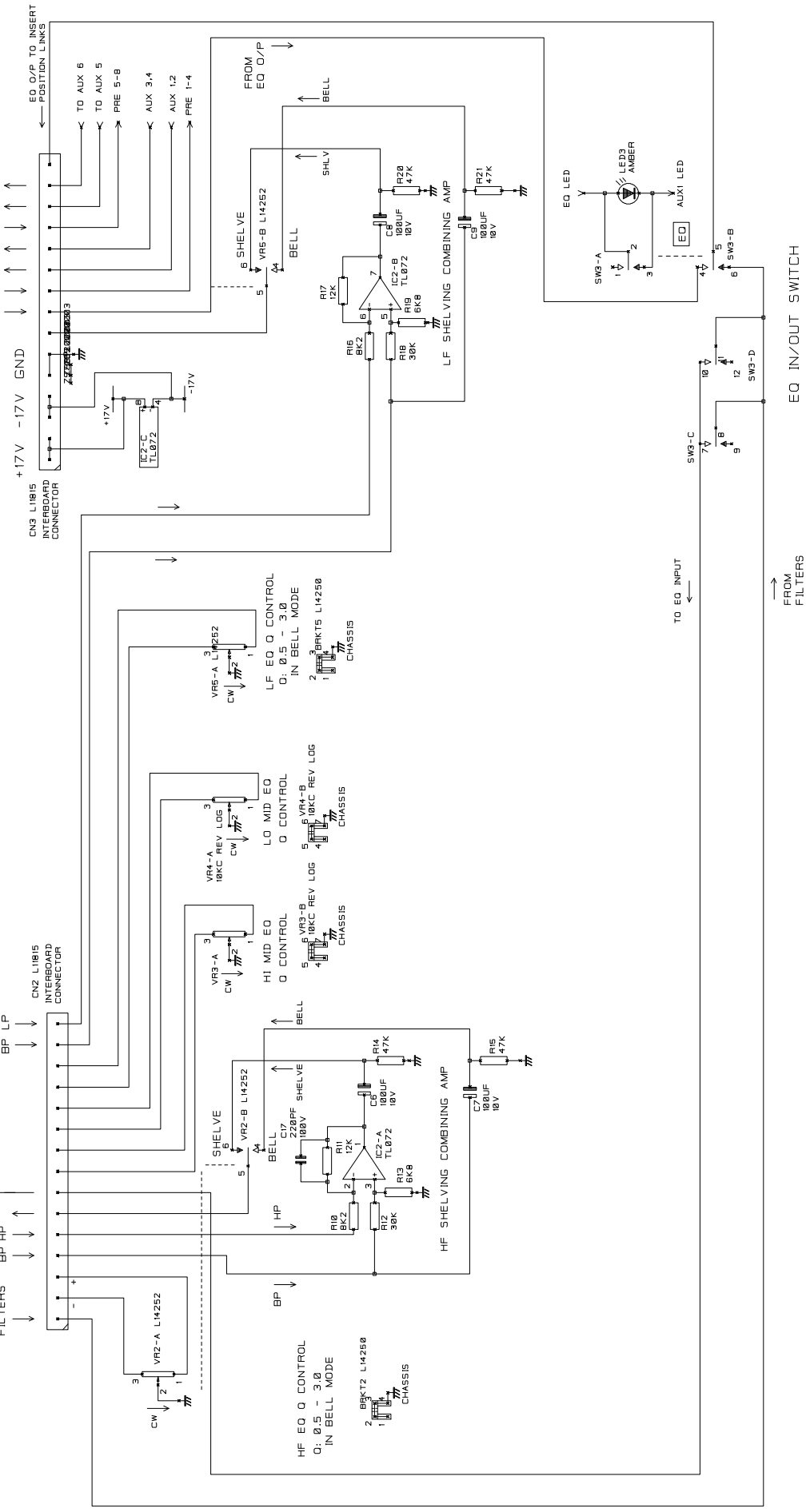
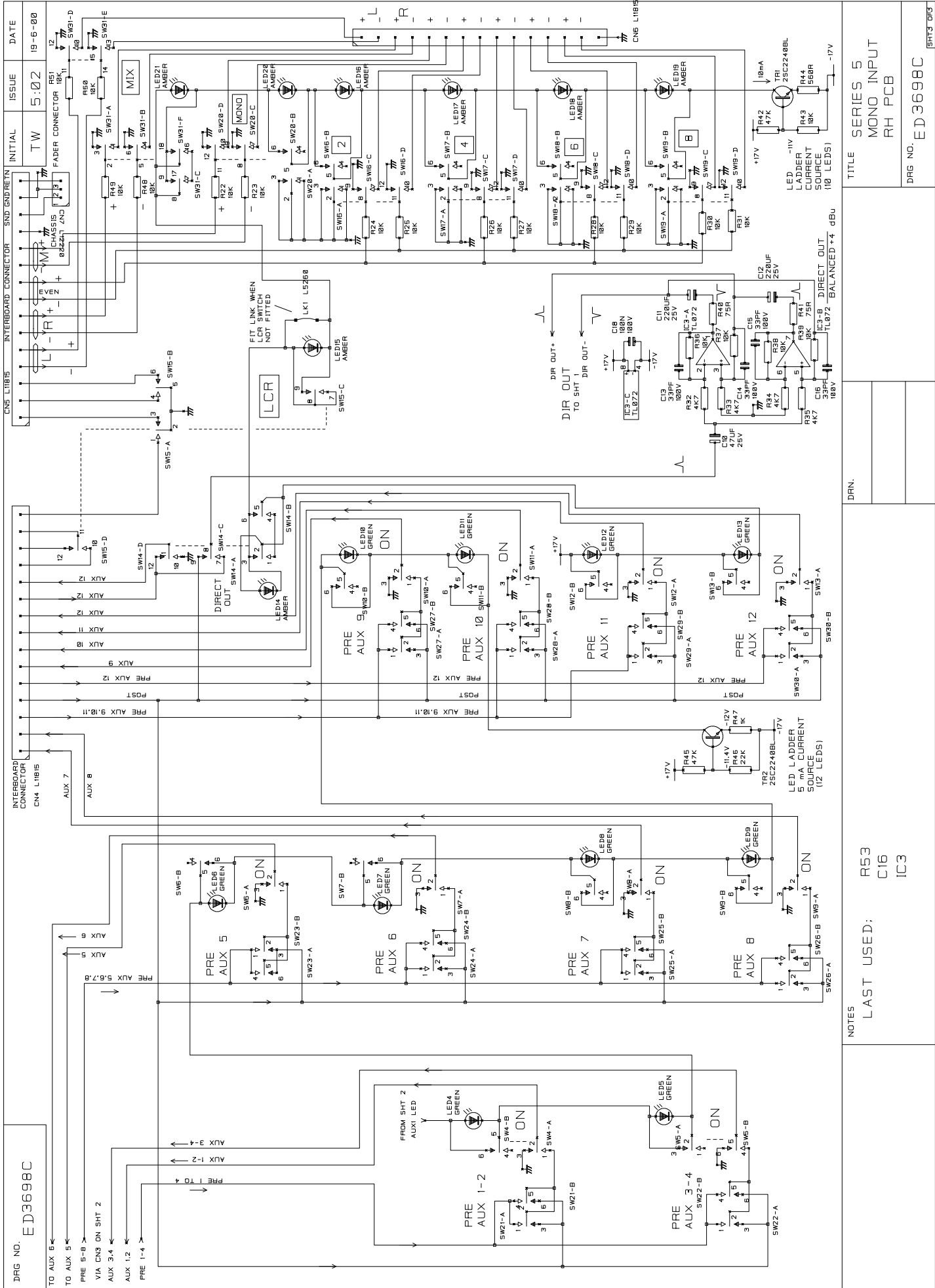


TITLE	SERIES 5 MONO INPUT. RH PCB
DRG NO.	ED3698A

DRN.	DS
------	----

NOTES	R53 LED22
LAST USED	C16
	IC3
	SW32





DRG NO. ED3698C

TO AUX 5
 TO AUX 6
 PRE 5-8
 VIA CN3 ON SHT 2
 AUX 3,4
 AUX 1,2
 PRE 1-4

INITIAL TW
 ISSUE 5:02
 DATE 19-6-80

DRG NO. ED3698C	DRG NO. ED3698C
DRN.	DRN.
NOTES LAST USED: R53 C16 IC3	TITLE SERIES 5 MONO INPUT RH PCB
	DATE 19-6-80 ISSUE 5:02 INITIAL TW



DRILL OUT PADS WHEN PADS TX FITTED

MICROPHONE AMPLIFIER
0 to +48 dB

LINE SENSITIVITY
+10 to -20 dBu

LINE INPUT AMPLIFIER

MIC SENSITIVITY
-2 to -7.0 dBu

INSERT SEND BALANCED AMP

INSERT RETURN BALANCED AMP

DRILL OUT PADS WHEN PADS TX FITTED

DRILL OUT PADS WHEN PADS TX FITTED

DRILL OUT PADS WHEN PADS TX FITTED

TO METER & PEAK DETECT 1 (SHEET 4)

PHASE

INPUT A/B

PHASE

INSERT SEND BALANCED AMP

INSERT RETURN BALANCED AMP

DRILL OUT PADS WHEN PADS TX FITTED

DRILL OUT PADS WHEN PADS TX FITTED

DRILL OUT PADS WHEN PADS TX FITTED

DRILL OUT PADS WHEN PADS TX FITTED

TO RH PCB

TO RH PCB

TO RH PCB

TO RH PCB

TO RH PCB

TO RH PCB

TO RH PCB

TO RH PCB

TO RH PCB

TO RH PCB

TO RH PCB

TO RH PCB

TO RH PCB

TO RH PCB

TO RH PCB

TO RH PCB

TO RH PCB

TO RH PCB

TO RH PCB

TO RH PCB

TO RH PCB

TO RH PCB

TO RH PCB

TO RH PCB

TO RH PCB

TO RH PCB

TO RH PCB

TO RH PCB

TO RH PCB

TO RH PCB

TO RH PCB

TO RH PCB

TO RH PCB

TO RH PCB

TO RH PCB

TO RH PCB

TO RH PCB

TO RH PCB

TO RH PCB

TO RH PCB

TO RH PCB

TO RH PCB

TO RH PCB

TO RH PCB

TO RH PCB

TO RH PCB

TO RH PCB

TO RH PCB

TO RH PCB

TO RH PCB

TO RH PCB

TO RH PCB

TO RH PCB

TO RH PCB

TO RH PCB

TO RH PCB

TO RH PCB

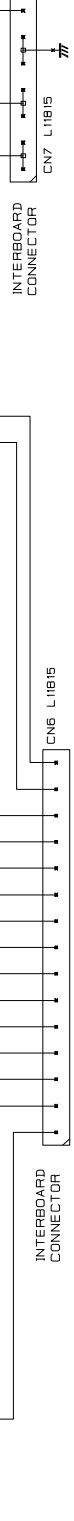
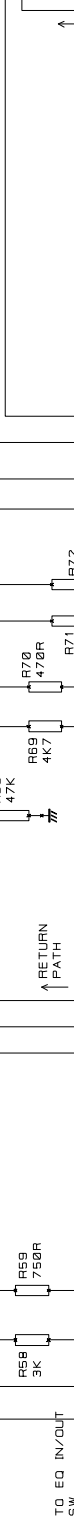
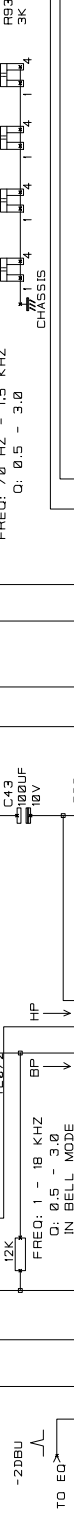
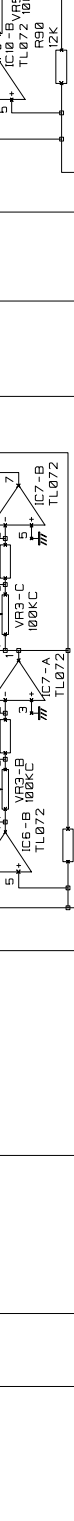
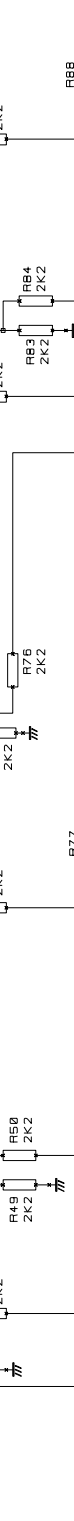
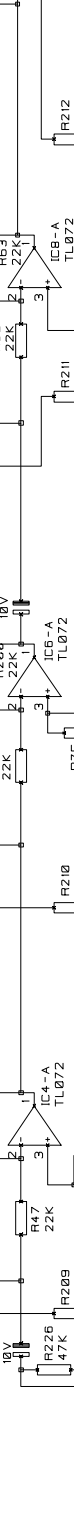
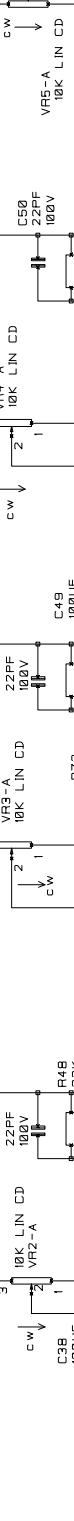
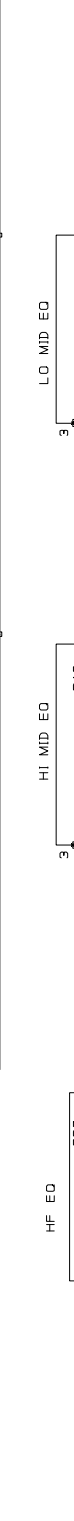
TO RH PCB

TO RH PCB

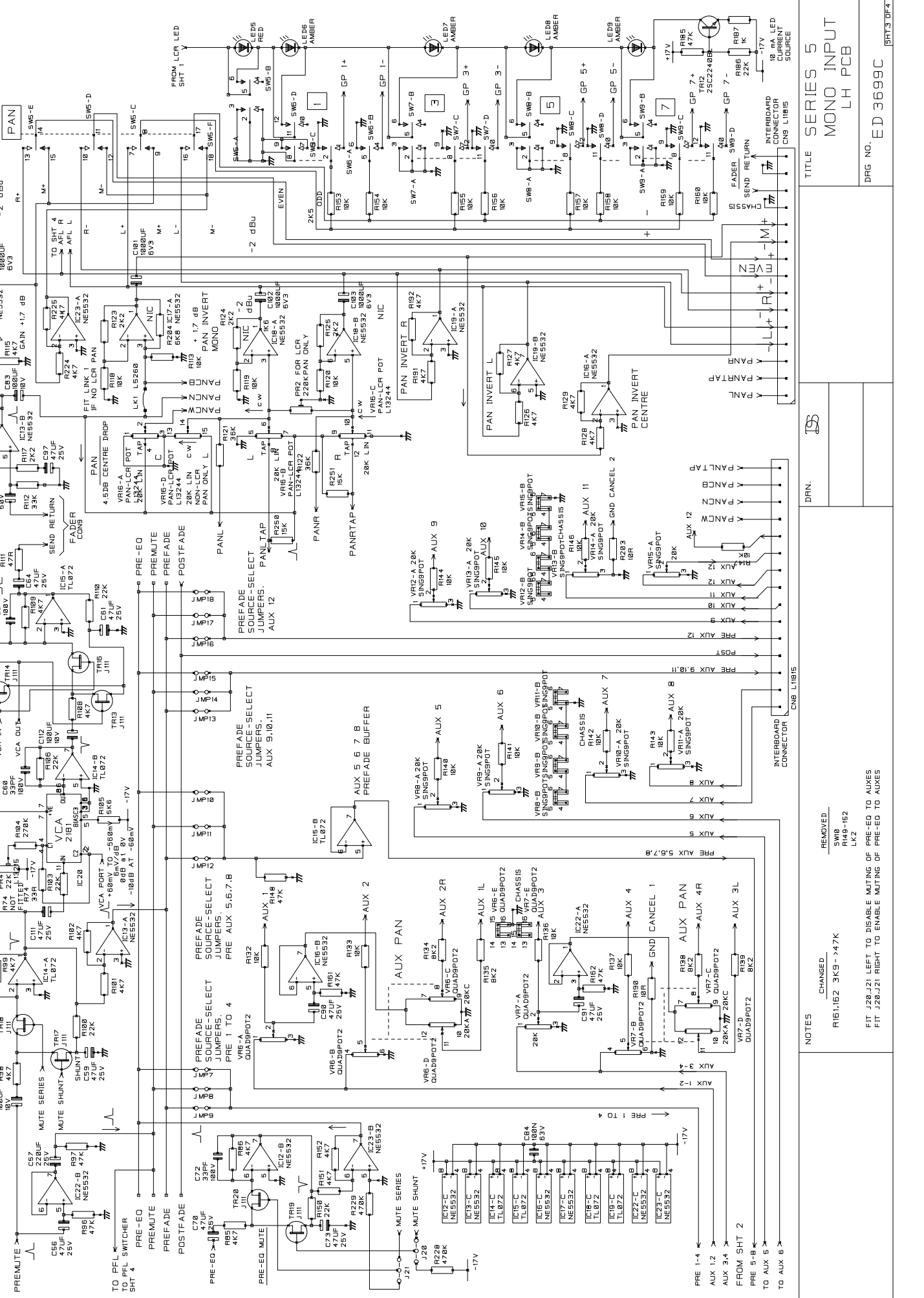
TO RH PCB

DRG NO.	ED 3699B
---------	----------

INITIAL	TW
ISSUE	10.103
DATE	19-6-00



DRN.	DS
NOTES	
TITLE	SERIES 5
	MONO INPUT
	LH PCB
DRG NO.	ED 3699B
	SHTZ DFC



TITLE SERIES 5
MONO INPUT
LH PCB

DRG NO. ED 3699C

DRN.

INTERBOARD CONNECTION CNB L1815

INTERBOARD CONNECTION CNB L1815

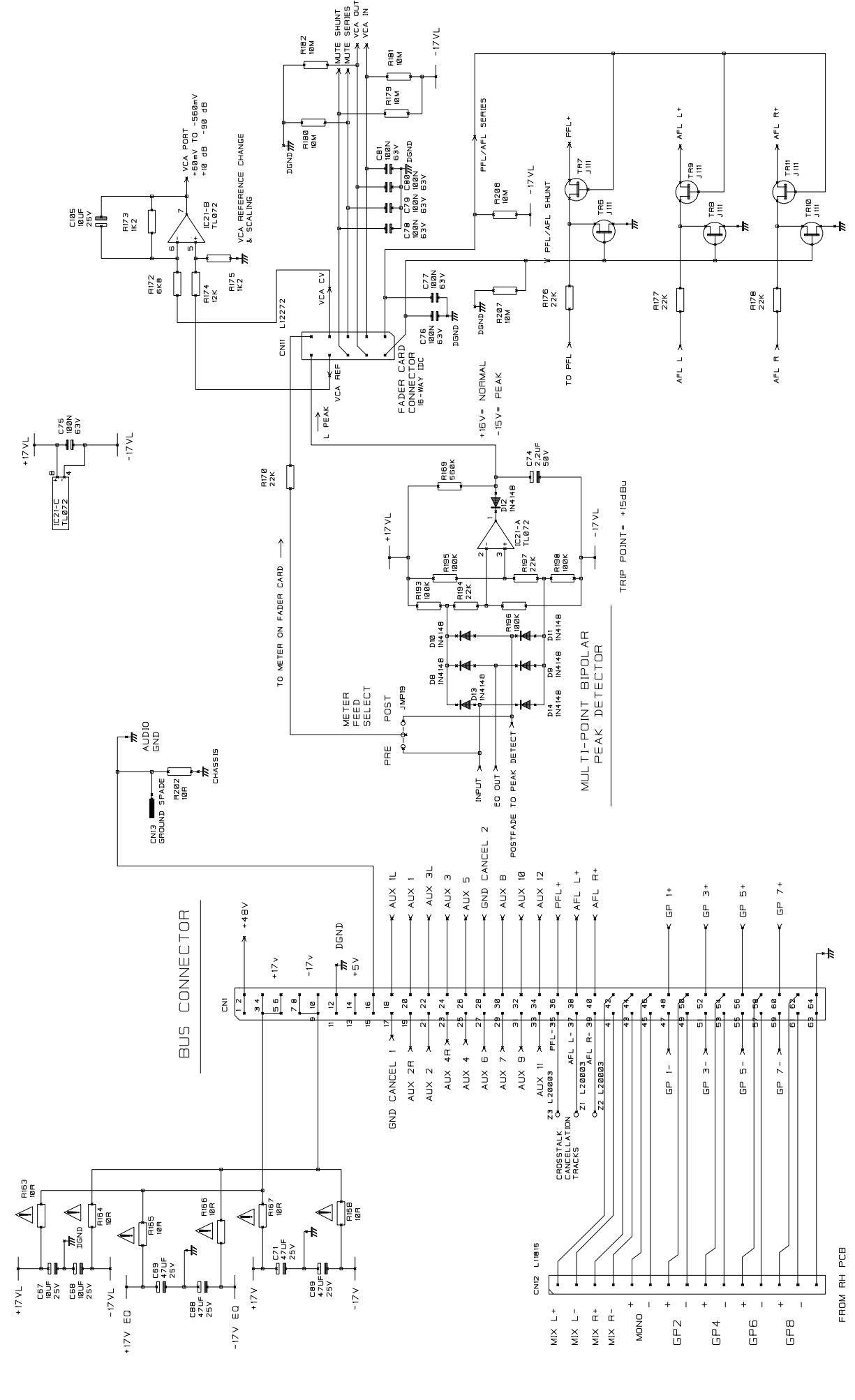
PRE 1-4
AUX 1,2
AUX 3,4
FROM SHT 2
PRE 5-8
TO AUX 5
TO AUX 6

PRE 1-4
AUX 1,2
AUX 3,4
FROM SHT 2
PRE 5-8
TO AUX 5
TO AUX 6

PRE 1-4
AUX 1,2
AUX 3,4
FROM SHT 2
PRE 5-8
TO AUX 5
TO AUX 6

PRE 1-4
AUX 1,2
AUX 3,4
FROM SHT 2
PRE 5-8
TO AUX 5
TO AUX 6

NOTES
CHANGED R161,162 3K9-47K
REMOVED SW10 R149-152 LK2
FIT J20,J21 LEFT TO DISABLE MUTING OF PRE-EO TO AUXES
FIT J20,J21 RIGHT TO ENABLE MUTING OF PRE-EO TO AUXES



DRG NO. ED 3699D

TITLE SERIES 5
MONO INPUT
LH PCB

DRN. 15

NOTES

FROM RH PCB